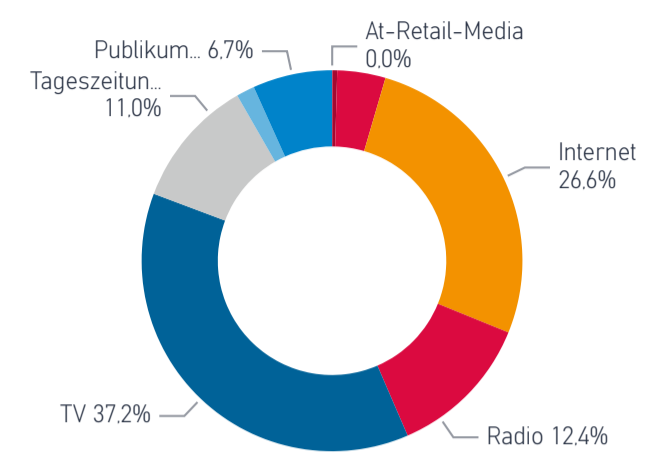


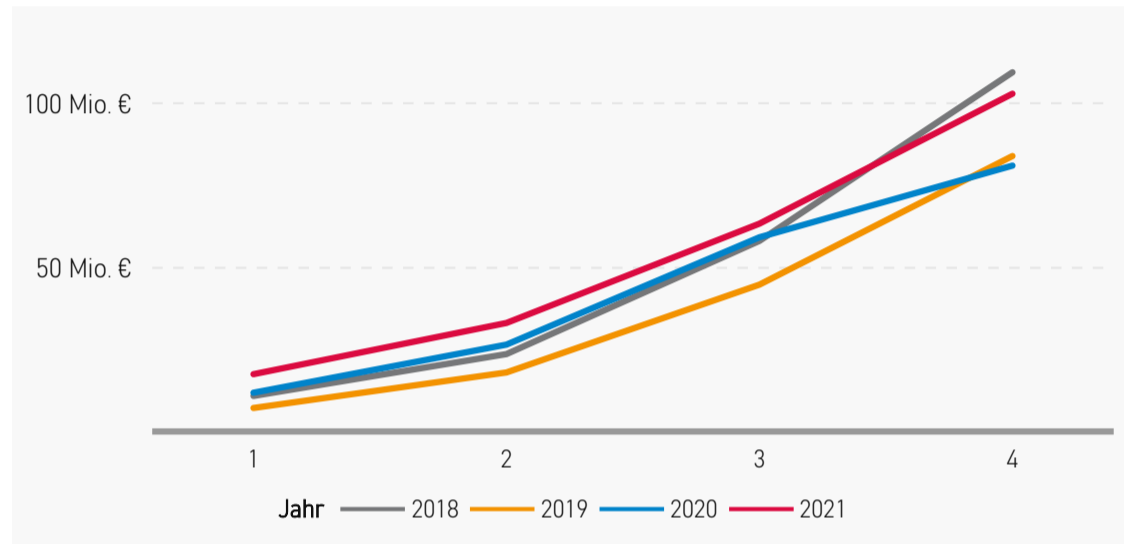
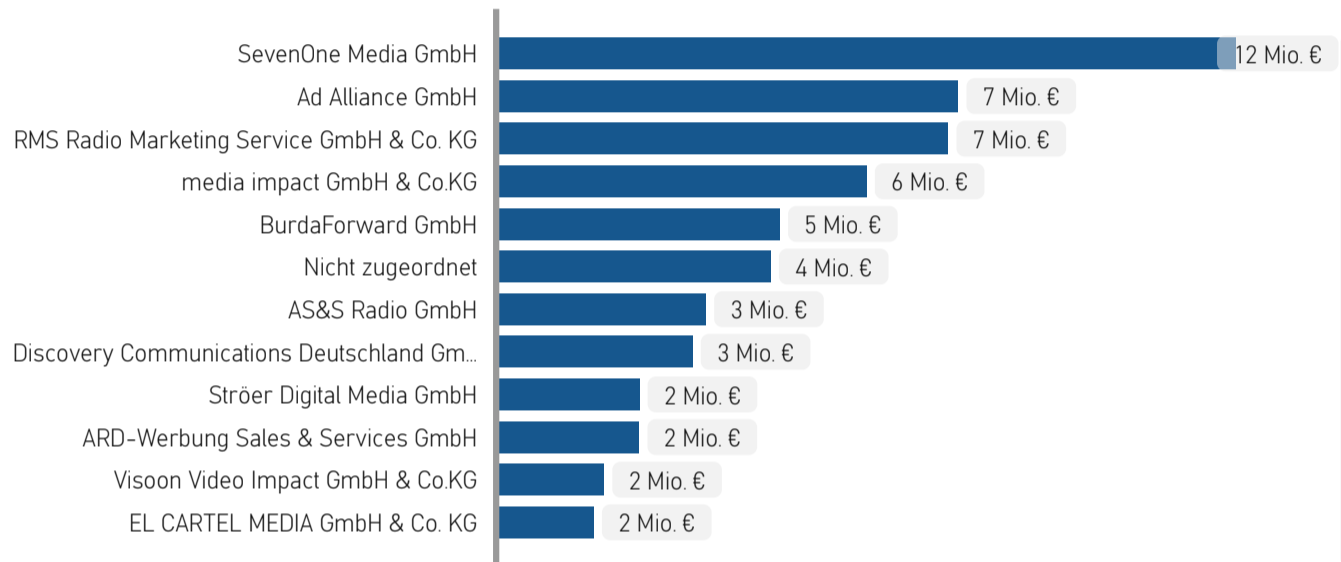
| Wirtschaftsbereich | WA Brutto | WA Brutto VJ | WA Brutto Diff. VJ | WA Brutto Diff. VJ in % |
|--|-------------------|------------------|--------------------|-------------------------|
| Einrichten/Haushalt | 11 Mio. € | 5 Mio. € | 6 Mio. € | 104,17% |
| Dienstleistungen/Handel/Gastronomie | 75 Mio. € | 66 Mio. € | 10 Mio. € | 14,82% |
| Handel Einrichtung/Garten | 75 Mio. € | 66 Mio. € | 10 Mio. € | 14,82% |
| Baumärkte/Gartencenter/Baustoffhändler | 75 Mio. € | 66 Mio. € | 10 Mio. € | 14,82% |
| Bau-/Gartentechnik | 16 Mio. € | 10 Mio. € | 6 Mio. € | 66,90% |
| Garten-/Rasenpflege | 16 Mio. € | 10 Mio. € | 6 Mio. € | 66,90% |
| Gesamt | 103 Mio. € | 81 Mio. € | 22 Mio. € | 27,04% |

- At-Retail-Media
- Transport Media
- Plakat
- Internet
- Radio
- TV
- Tageszeitungen
- Fachzeitschriften
- Publikumszeitschriften

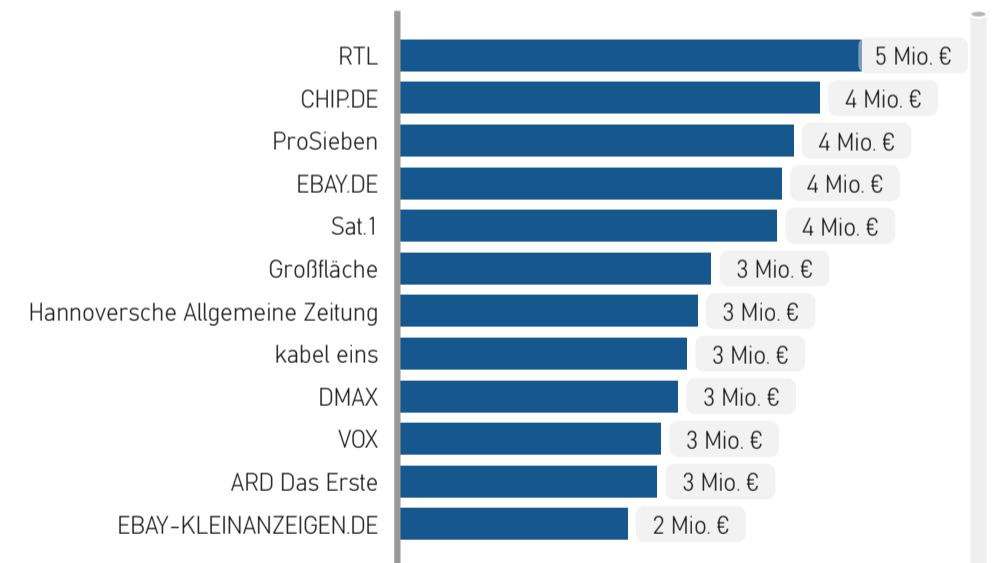


| Zeitraum | |
|----------|------|
| Monat | Jahr |
| 1 | 2021 |
| 2 | |
| 3 | |
| 4 | |

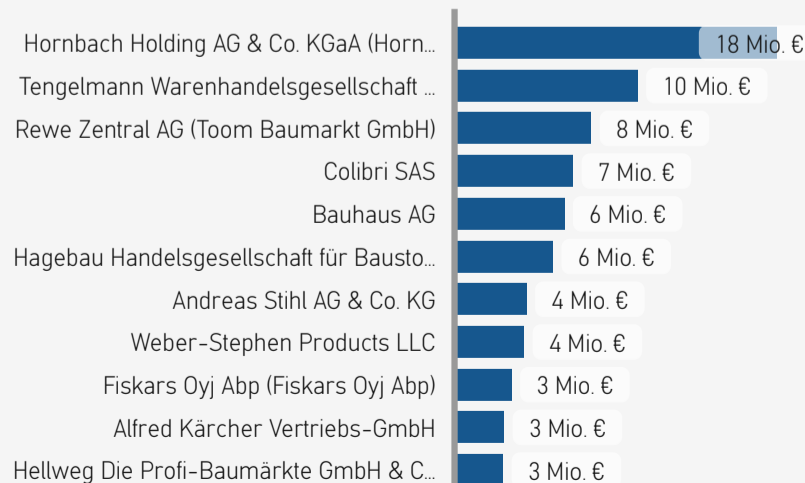
Vermarkter



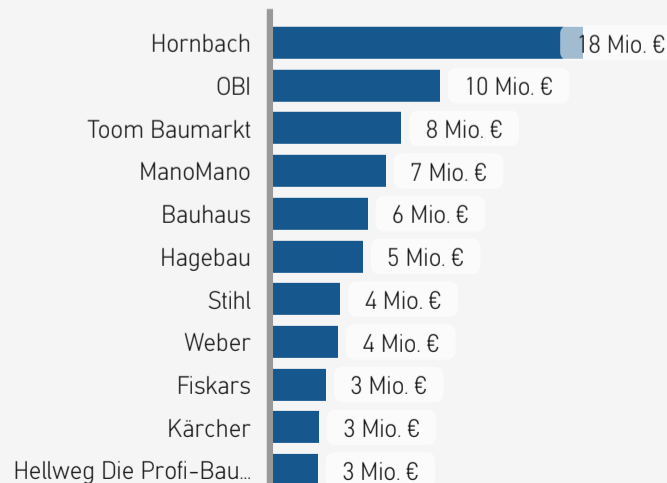
Werbeträger



Firma



Marke



Produkt

